



Questions About Results? [Get in touch!](#)

2024 ▼ 10K ▼ Detailed View ▼

Search by name, bib number, town, etc...









Place	Bib	Name	Gender	City	State	Country	Clock Time	Chip Time	Pace	Age	Perc
1	622	<b>H</b> Hayden Lohmann	M	West Winfield	NY	US	34:09		5:30	21	7
2	503	<b>J</b> Jake Baisley	M	Salisbury	NY	US	36:34		5:53	25	7
3	526	<b>K</b> Kevin Davis	M	Camden	NY	US	37:11		5:59	31	7
4	554	<b>N</b> Nick Jeror	M	Rome	NY	US	37:52		6:06	34	7
5	512	<b>T</b> Todd Butters	M	Rome	NY	US	38:18		6:10	34	6
6	620	<b>K</b> Kyle Engelhart	M	Marcy	NY	US	38:53		6:16	24	6
7	517	<b>A</b> Aaron Carey	M	Barneveld	NY	US	39:54		6:26	48	7
8	520	<b>P</b> Paul Cirillo	M	Mohawk	NY	US	40:11		6:28	48	7
9	576	<b>K</b> Kyle Ossont	M	Rome	NY	US	41:10		6:38	29	6
10	524	<b>D</b> David Culbertson	M	Rome	NY	US	41:10		6:38	35	6
11	585	<b>S</b> Spencer Redding	M	New Hartford	NY	US	41:46		6:44	32	6
12	531	<b>C</b> CRAIG DUBOIS	M	SPRAKERS	NY	US	42:15		6:48	60	7
13	621	<b>J</b> Joseph Spohn	M	Mohawk	NY	US	42:22		6:49	43	6
14	567	<b>P</b> Peter Madden	M	Utica	NY	US	42:28		6:50	51	7
15	572	<b>B</b> Bryce Oleski	M	Rio Rancho	NM	US	43:12		6:58	36	6
16	596	<b>A</b> Anonymous Participant	M			US	43:33		7:01	30	6

Place	Bib	Name	Gender	City	State	Country	Clock Time	Chip Time	Pace	Age	Perc
17	508	<b>C</b> Chase Bowman	M	Little Falls	NY	US	44:17		7:08	22	5
18	609	<b>M</b> Mike Winkler	M	Utica	NY	US	44:37		7:11	41	6
19	529	<b>L</b> Lydia Dillon	F	Oneonta	NY	US	45:13		7:17	55	7
20	619	<b>T</b> Ty Knamm	M	Rome	NY	US	46:02		7:25	55	6
21	538	<b>W</b> W. Filarey	M	Rome	NY	US	46:05		7:25	11	6
22	579	<b>S</b> Steve Palmer	M	Bainbridge	NY	US	46:17		7:27	67	7
23	506	<b>D</b> Danielle Bliss	F	Ilion	NY	US	46:29		7:29	46	6
24	607	<b>S</b> Sarah Washburn	F	Rome	NY	US	46:53		7:33	32	6
25	560	<b>E</b> Edward Krutz	M	Rome	NY	US	47:48		7:42	58	6
26	504	<b>S</b> Scott Black	M	Rome	NY	US	48:05		7:45	36	5
27	544	<b>A</b> Andrew Hartnett	M	Clayville	NY	US	48:07		7:45	41	5
28	573	<b>M</b> Mark Olivella	M	Utica	NY	US	48:27		7:48	34	5
29	530	<b>R</b> Ron Drake	M	Rome	NY	US	49:17		7:56	54	6
30	605	<b>M</b> Matty VanValkenburgh	M	Remsen	NY	US	50:01		8:03	34	5
31	501	<b>D</b> Derek Alexander	M	Mohawk	NY	US	50:30		8:08	44	5
32	562	<b>J</b> James Kuny	M	New Hartford	NY	US	50:36		8:09	34	5
33	509	<b>G</b> Gary Burak	M	New Hartford	NY	US	50:41		8:10	66	6
34	542	<b>M</b> Morghan Hall	F	Rome	NY	US	50:47		8:11	30	5
35	570	<b>A</b> Ashley Morat	F	Rome	NY	US	51:42		8:20	38	5
36	558	<b>B</b> Bill Kosina	M	Richfield Springs	NY	US	51:51		8:21	64	6

Place	Bib	Name	Gender	City	State	Country	Clock Time	Chip Time	Pace	Age	Perc
37	541	<b>G</b> Gary Grimsey	M	Rome	NY	US	52:02		8:23	47	5
38	623	<b>N</b> Niels Van Hoesel	M	Rome	NY	US	52:02		8:23	52	5
39	569	<b>M</b> Megan Mills	F	Kailua	HI	US	52:07		8:24	38	5
40	601	<b>M</b> Mike Swalgin	M	Deerfield	NY	US	52:17		8:25	55	5
41	563	<b>G</b> Gaetano LaGatta	M	Whitesboro	NY	US	52:51		8:31	58	6
42	606	<b>J</b> Juan P Velez Palacio	M	Evans Mills	NY	US	52:57		8:32	31	4
43	590	<b>A</b> Adam Schneider	M	Clinton	NY	US	52:58		8:32	20	4
44	580	<b>K</b> Kyle Parella	M	Potsdam	NY	US	53:10		8:34	29	4
45	564	<b>E</b> Eric Lauber	M	Rome	NY	US	53:19		8:35	62	6
46	604	<b>J</b> Jennifer Toti	F	Norwich	NY	US	53:28		8:37	47	6
47	591	<b>C</b> Courtney Schrader	F	Utica	NY	US	53:53		8:41	34	5
48	592	<b>J</b> John Seigle	M	Cold Brook	NY	US	53:59		8:42	57	5
49	540	<b>J</b> John Geesler	M	Saint Johnsville	NY	US	54:09		8:43	65	6
50	588	<b>G</b> Greg Rorick	M	Clinton	NY	US	54:29		8:47	47	5
51	523	<b>J</b> Jim Cox	M	Liverpool	NY	US	55:04		8:52	63	6
52	566	<b>A</b> Anonymous Participant	M			US	55:25		8:55	56	5
53	624	<b>P</b> Paula Gratch-Gilroy	F	Rome	NY	US	55:26		8:56	57	6
54	561	<b>G</b> Gretchen Kubera	F	Utica	NY	US	55:47		8:59	56	6
55	617	<b>J</b> Jennifer Morrisette	F	Clinton	NY	US	56:45		9:08	45	5
56	516	<b>J</b> Jennifer Capron	F	Boonville	NY	US	57:09		9:12	44	5

Place	Bib	Name	Gender	City	State	Country	Clock Time	Chip Time	Pace	Age	Perc
57	574	(E) Edith O'Rourke	F	Boonville	NY	US	57:09		9:12	58	6
58	515	(K) Kal Campbell	M	Lee Center	NY	US	57:23		9:15	34	4
59	565	(B) Brittany LoCash	F	Rome	NY	US	57:26		9:15	29	5
60	598	(Z) Zack Stouffer	M	Utica	NY	US	58:00		9:20	33	4
61	616	(D) David Pesesky	M	Utica	NY	US	58:47		9:28	64	5
62	618	(J) Jennifer Dunlap	F	Utica	NY	US	59:44		9:37	54	5
63	534	(R) Ray Edic	M	Marcy	NY	US	1:00:13		9:42	70	5
64	543	(A) AMANDA HARTNETT	F	Clayville	NY	US	1:00:20		9:43	39	5
65	613	(J) Julie Hall	F	Whitesboro	NY	US	1:00:20		9:43	33	4
66	514	(J) Jen Caloia	F	Morrisville	NY	US	1:00:33		9:45	60	6
67	555	(J) Jodi Kapes	F	Clinton	NY	US	1:00:47		9:47	50	5
68	532	(S) Sierra Dunn	F	Utica	NY	US	1:00:53		9:48	36	4
69	533	(T) Tyler Dunn	M	Utica	NY	US	1:00:53		9:48	32	4
70	589	(M) Missy Scanlon	F	Herkimer	NY	US	1:01:03		9:50	52	5
71	608	(J) Joseph Wilczynski	M	Marcy	NY	US	1:02:06		10:00	65	5
72	552	(C) Courtney Iles	F	Sherrill	NY	US	1:02:43		10:06	33	4
73	537	(B) Bradley Filarey	M	Rome	NY	US	1:03:06		10:10	36	4
74	594	(A) Andrew Shuman	M	Liverpool	NY	US	1:03:39		10:15	34	4
75	535	(K) Kathy Eliason	F	Rome	NY	US	1:04:08		10:20	65	6
76	505	(L) Lauryn Blake	F	Sherrill	NY	US	1:04:10		10:20	37	4

Place	Bib	Name	Gender	City	State	Country	Clock Time	Chip Time	Pace	Age	Perc
77	603	(L) Lisa Tickle	F	Clinton	NY	US	1:04:31		10:23	54	5
78	584	(A) Ashley Pyrda	F	Theresa	NY	US	1:05:04		10:29	20	4
79	615	(A) Anthony Cicchella	M	New Hartford	NY	US	1:05:19		10:31	31	4
80	536	(B) Brigid Fayle	F	Lowville	NY	US	1:05:26		10:32	53	5
81	587	(C) Cooper Rorick	M	Clinton	NY	US	1:06:06		10:39	14	4
82	510	(L) Lucy Burgard	F	Lee Center	NY	US	1:06:51		10:46	74	6
83	550	(C) Chris Hoke	F	Holland Patent	NY	US	1:07:38		10:53	64	5
84	597	(S) Susan Stockman	F	Barneveld	NY	US	1:07:38		10:53	67	6
85	577	(A) Ashley Pace	F	Rome	NY	US	1:07:38		10:54	41	4
86	611	(J) Jamie Zeller	F	Camden	NY	US	1:07:41		10:54	40	4
87	547	( ) Patricia Healy	F	Clinton	NY	US	1:08:13		10:59	51	4
88	546	(J) Julie Hayduk	F	Westmoreland	NY	US	1:08:13		10:59	34	4
89	593	(L) Lisa Seigle	F	Cold Brook	NY	US	1:09:26		11:11	56	5
90	548	(K) Kevin Hoehn	M	Rome	NY	US	1:09:41		11:13	70	5
91	545	(C) Christina Hawelka	F	Fayetteville	NY	US	1:10:40		11:23	51	4
92	610	(M) Matthew Wisniewski	M	Clinton	NY	US	1:11:27		11:30	34	3
93	559	(A) Alicia Koval	F	Chittenango	NY	US	1:11:39		11:32	34	4
94	525	(J) James Culbertson	M	Rome	NY	US	1:12:12		11:38	63	4
95	511	(D) David Burke	M	Romer	NY	US	1:12:25		11:40	69	4
96	602	(J) James Swistak	M	Rome	NY	US	1:12:27		11:40	49	4

Place	Bib	Name	Gender	City	State	Country	Clock Time	Chip Time	Pace	Age	Perc
97	595	 Dana Simmons	F	New Hartford	NY	US	1:12:35		11:41	50	4
98	599	 Wayne Stucky	M	Rome	NY	US	1:13:11		11:47	32	3
99	502	 Gene Allen	M	Utica	NY	US	1:17:25		12:28	70	4
100	614	 Ashley Law	F	Barneveld	NY	US	1:24:58		13:41	39	3
101	553	 Kathleen Iles	F	Boonville	NY	US	1:26:27		13:55	71	5
102	612	 Amanda LaBarge	F	New Hartford	NY	US	1:29:36		14:26	36	3

< Previous

Page  of 1  per page

Next >

**R**